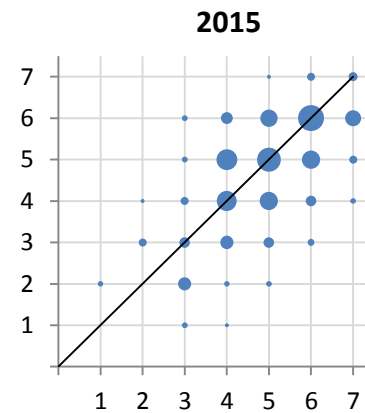
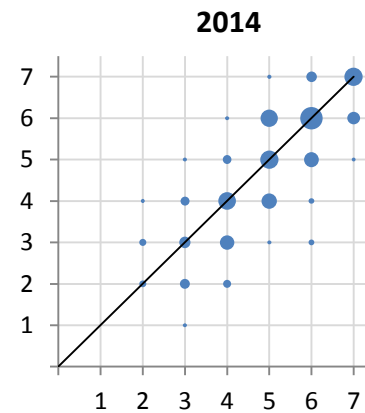
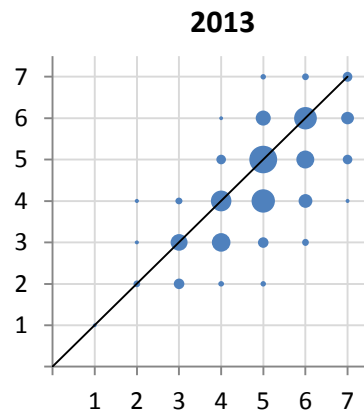
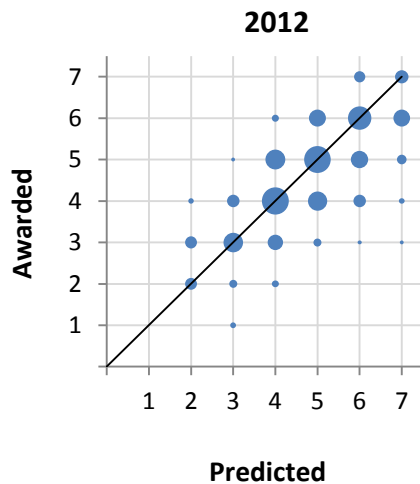
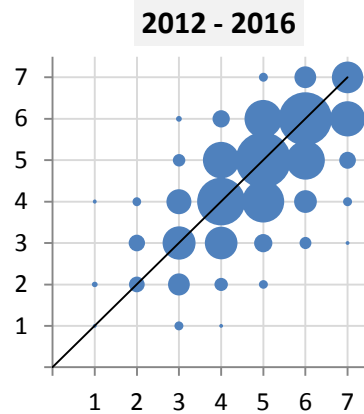
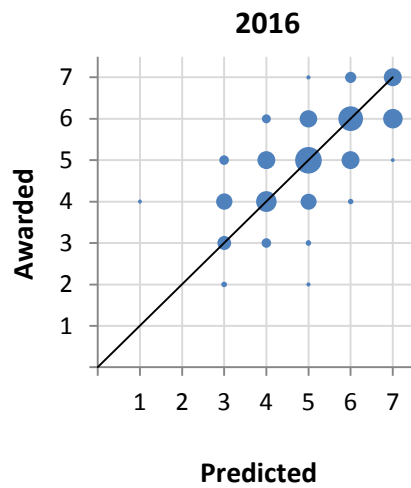


ALL SUBJECTS

Pangea International School

Subject Scores - Predicted vs. Awarded



	2012	2013	2014	2015	2016	5 yr
Under prediction by	3+			1%	0%	0%
	2	2%	1%	2%	4%	4%
	1	20%	9%	18%	20%	22%
Perfect prediction	48%	46%	48%	38%	48%	46%
Over prediction by	1	22%	32%	27%	27%	26%
	2	7%	9%	4%	7%	2%
	3+	1%	2%	1%	3%	0%
Counts						
Under prediction by	3+			2	1	3
	2	6	4	4	13	39
	1	70	27	39	60	260
Perfect prediction	169	135	104	115	141	664
Over prediction by	1	79	94	58	80	379
	2	25	27	9	22	88
	3+	4	6	2	8	1
Avg Abs Diff between Predicted and Awarded	0.6	0.7	0.6	0.8	0.6	0.7