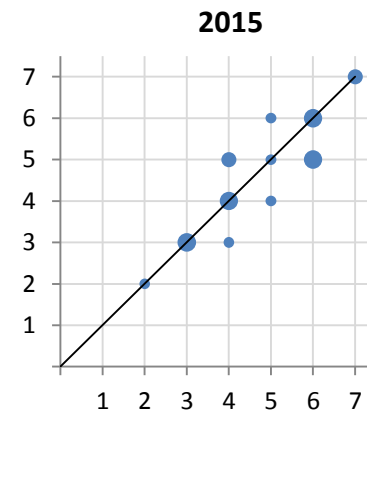
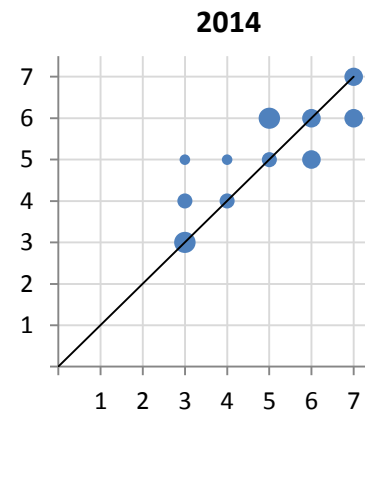
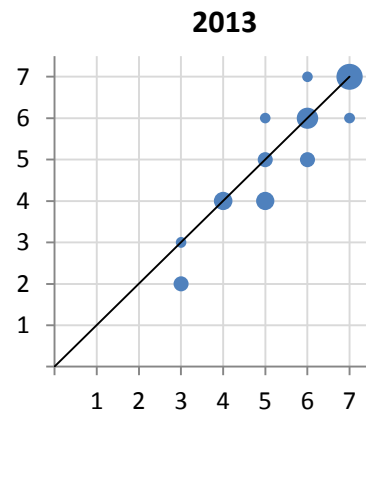
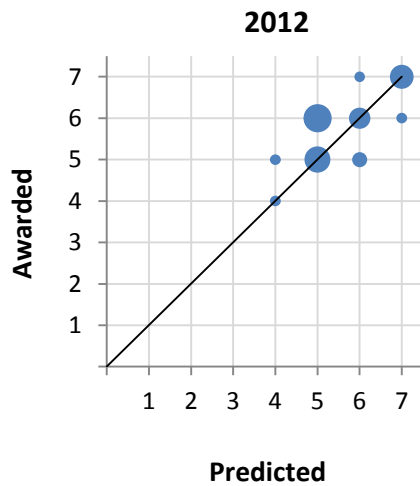
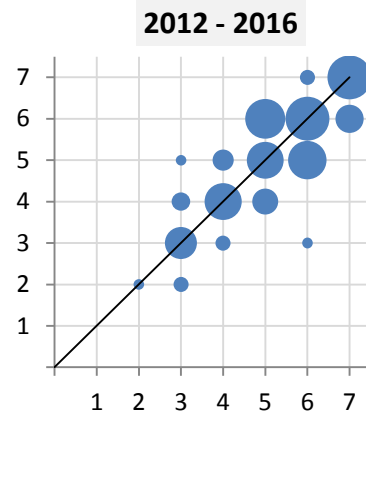
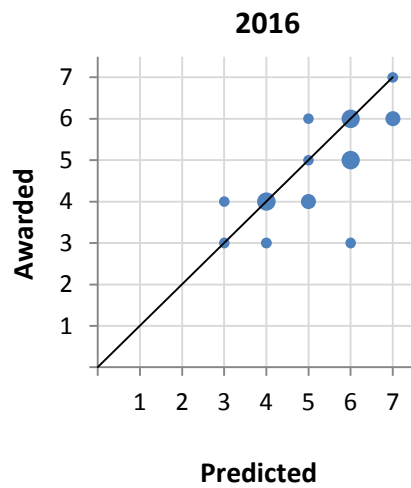


**MATHEMATICS HL**

Acadamigo International School

**Subject Scores - Predicted vs. Awarded**



	2012	2013	2014	2015	2016	5 yr	
Under prediction by	3+						
	2		4%			1%	
	1	32%	8%	25%	14%	10%	19%
Perfect prediction	57%	62%	50%	62%	45%	55%	
Over prediction by	1	11%	31%	21%	24%	40%	24%
	2						
	3+					5%	1%
Counts							
Under prediction by	3+						
	2			1		1	
	1	9	2	7	3	2	23
Perfect prediction	16	16	14	13	9	68	
Over prediction by	1	3	8	6	5	8	30
	2						
	3+					1	1
Avg Abs Diff between Predicted and Awarded	0.4	0.4	0.5	0.4	0.7	0.5	